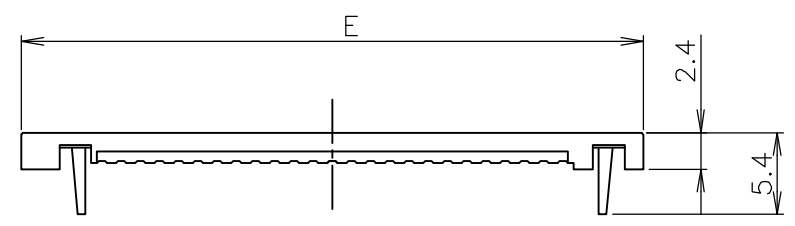
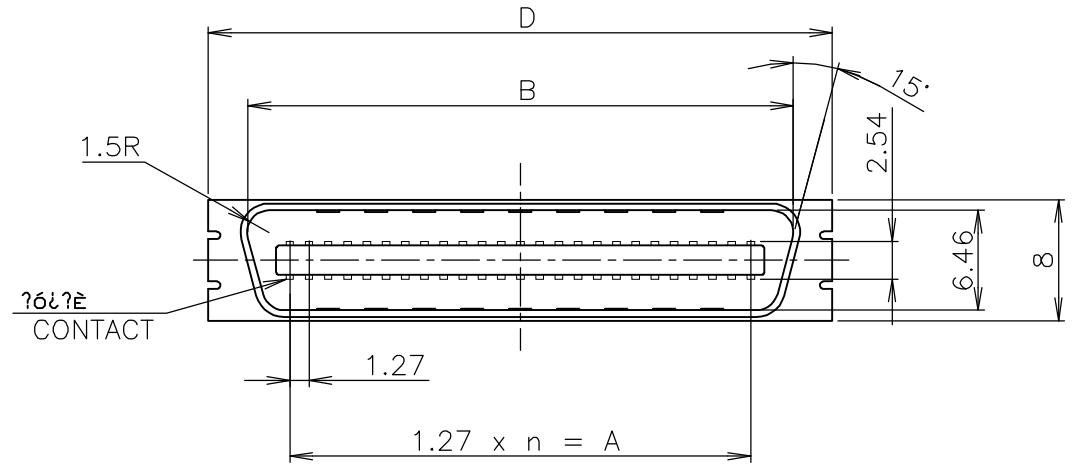
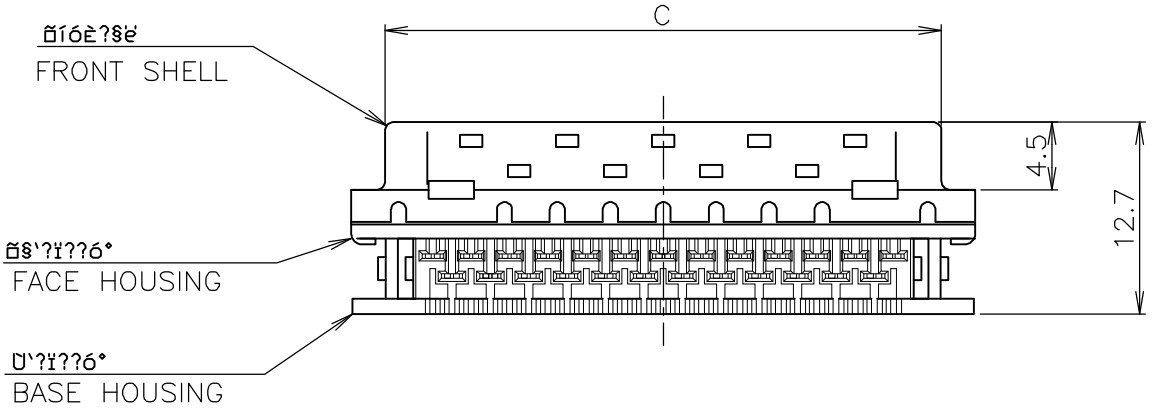
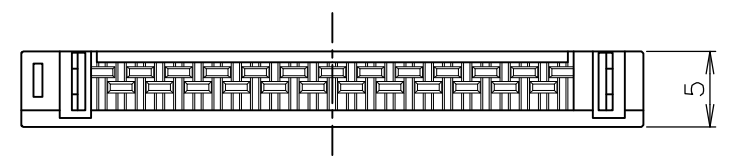


THIS DRAWING IS UNPUBLISHED. RELEASED FOR PUBLICATION
 © COPYRIGHT BY TYCO ELECTRONICS CORPORATION. ALL RIGHTS RESERVED.

LOC	DIST	REVISIONS					
		P	LTR	DESCRIPTION	DATE	DWN	APVD
J		A	RELEASE	ECR-05-001941	19MAY03	C.W	I.E



COVER HOUSING
(2EA/KIT)



49.53	54.69	55.7	60.3	60.2	0.76u	39	80	3-5175677-0
62.23	67.45	68.4	73.0	72.9	0.76u	49	100	2-5175677-9
41.91	47.13	48.0	52.7	52.6	0.76u	33	68	2-5175677-8
30.48	35.70	36.6	41.3	41.2	0.76u	24	50	2-5175677-7
21.59	26.81	27.7	32.4	32.3	0.76u	17	36	2-5175677-5
15.24	20.46	21.4	26.0	25.9	0.76u	12	26	2-5175677-4
11.43	16.65	17.6	22.2	22.1	0.76u	9	20	2-5175677-2
7.62	12.84	13.7	18.4	18.3	0.76u	6	14	2-5175677-1
49.53	54.69	55.7	60.3	60.2	0.3 u	39	80	1-5175677-0
62.23	67.45	68.4	73.0	72.9	0.3 u	49	100	5175677-9
41.91	47.13	48.0	52.7	52.6	0.3 u	33	68	5175677-8
30.48	35.70	36.6	41.3	41.2	0.3 u	24	50	5175677-7
21.59	26.81	27.7	32.4	32.3	0.3 u	17	36	5175677-5
15.24	20.46	21.4	26.0	25.9	0.3 u	12	26	5175677-4
11.43	16.65	17.6	22.2	22.1	0.3 u	9	20	5175677-2
7.62	12.84	13.7	18.4	18.3	0.3 u	6	14	5175677-1
A	B	C	D	E	Au.PLATING	n	POS	PART No.

- NOTE
- MATERIAL & FINISH
 - *CONTACT; COPPER ALLOY Au PL.0.3 AND 0.76 MIN. AT CONTACT AREA AND TIN PL. AT I.D. AREA OVER Ni PL.
 - *FRONT SHELL; STEEL, Ni PL.
 - *HOUSING(BASE,FACE,COVER); THERMO-PLASTIC,GF,UL 94V-0. BLACK
 - APPLICABLE WIRE; PLEASE CONFIRM TO TYCO ENGINEERING.

TOLERANCES UNLESS OTHERWISE SPECIFIED
 一般公差

10 ≧	±0.2
30 ≧	> 10 ±0.25
100 ≧	> 30 ±0.3
ANGLES ±3°	

THIS DRAWING IS A CONTROLLED DOCUMENT.

DWN COREL.WANG 19APR05	Tyco Electronics AMP K.K. Kawasaki, Japan
CHK STEVEN YAO 19APR05	
APVD I.ENOMOTO 19APR05	
PRODUCT SPEC	NAME
APPLICATION SPEC	CHAMP .050 PLUG CONN. KIT
WEIGHT	SIZE CAGE CODE DRAWING NO RESTRICTED TO
CUSTOMER DRAWING	A3 00779 C-5175677
SCALE 2:1	SHEET 1 OF 1
REV A	